



How to make a Cereal Box Guitar


You will need:



Cereal box
You will need 1 cereal box. Or a tissue box.



Sticky Tape



Large cardboard tube
You will need 1 cardboard tube. Or some card rolled up in the shape of a tube.



Colouring pens
Or crayons and pencils to decorate your guitar.



Children's scissors
(Please use these carefully).




Wool
Or some rubber bands.



Paper
To decorate your guitar.

This is the activity sheet for the story:
'Pete the Cat: Rocking in My School Shoes'
by Eric Litwin



Web: camden.gov.uk/adultlearning | Email: adultlearning@camden.gov.uk | Instagram: [wearecamdenacl](https://www.instagram.com/wearecamdenacl) | Phone: 020 7974 2148

Delivered by Camden Adult Community Learning

Making your Cereal Box Guitar:



Draw a circle into the centre of the box and cut it out carefully. Draw around a circle shaped object as a guide.

An adult may need to help you to start cutting the circle.



Draw a circle onto the top of the cereal box and use the cardboard tube as a guide. If you haven't got a cardboard tube, roll up a piece of A4 card to make a tube shape.

Cut out the circle shape and put the cardboard tube into the hole you have made.



Tape the base of the tube to the box. Then also tape the tube from the inside of the box to secure it.

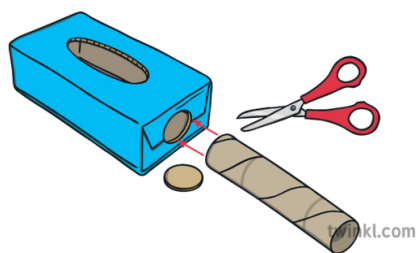


If you are using rubber bands, stretch them one at a time around the guitar.

If you are using wool or string then wrap it around the guitar. Cut the wool/string and tie the ends together. Make one string at a time. You will need 4 strings for your guitar.

5 Now you can decorate your guitar! You can draw shapes or pictures on plain paper and colour them in, then cut them out and stick them on to your guitar! **You're now ready to rock with Pete the Cat!**

Watch the live story telling session of **Pete the Cat: Rocking in my School Shoes** on our Instagram page [@wearecamdenacl](https://www.instagram.com/wearecamdenacl) and join in with your cereal box guitar!



Please send us photos of your cereal box guitar! Email them to alison.bernstein@camden.gov.uk or WhatsApp them to 07876 651 950.

To find out about more family learning opportunities, please visit:

www.camden.gov.uk/adultlearning

Call Alison Bernstein on 07876 651 950

or email alison.bernstein@camden.gov.uk

Web: camden.gov.uk/adultlearning | Email: adultlearning@camden.gov.uk | Instagram: [wearecamdenacl](https://www.instagram.com/wearecamdenacl) | Phone: 020 7974 2148

Delivered by Camden Adult Community Learning