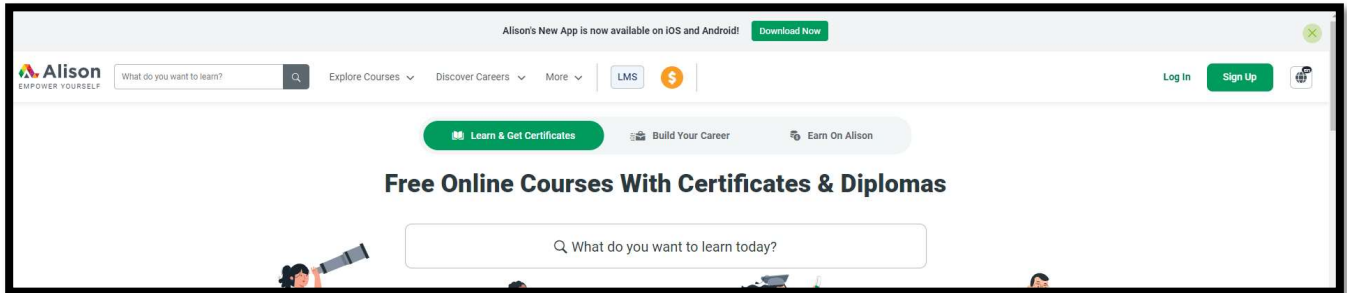


How to Access Alison.com and Enrol in a Course

Step 1: Open your web browser.

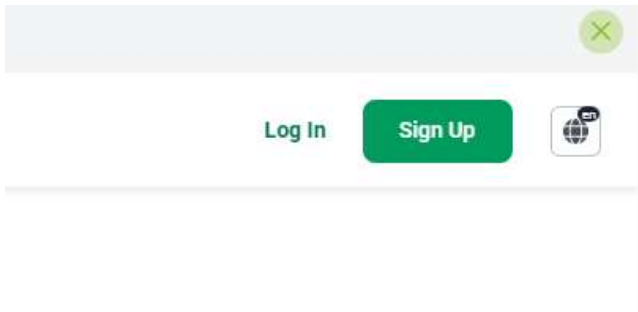
Launch your preferred web browser on your computer or mobile device.

Step 2: Go to Alison.com



In the browser's address bar, type "**www.alison.com**" and press **Enter**.

Step 3: Sign in or Sign Up to create an account.

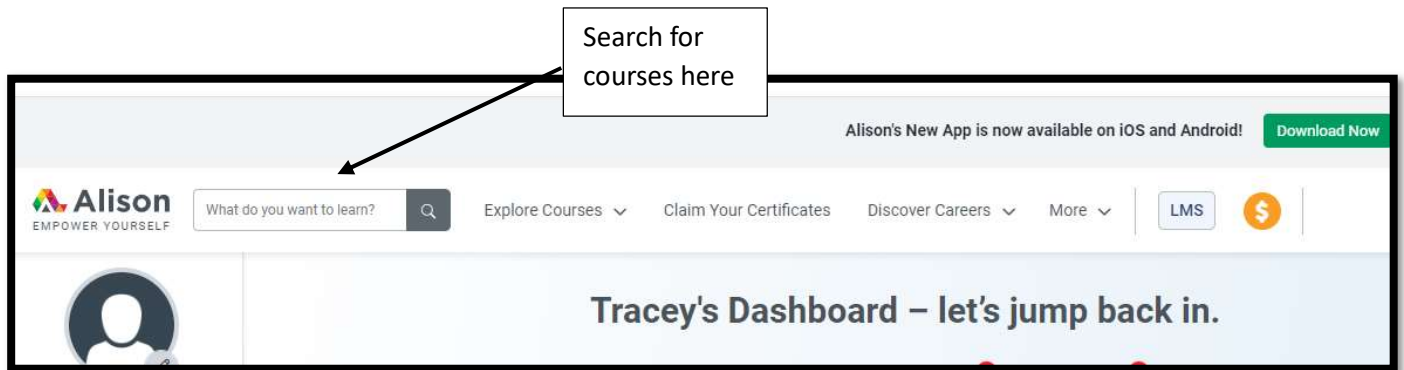


If you have an existing Alison.com account, click on the "**Sign In**" button and enter your credentials (email and password).

If you don't have an account, click on "**Sign Up**" to create a new account. Follow the registration process by providing the required information.

Step 4: Explore Courses

Once you are signed in or registered, you'll land on the **Alison.com** homepage.



Use the search bar to find a specific course or browse through the available categories to discover courses that interest you.

Step 5: Select a Course

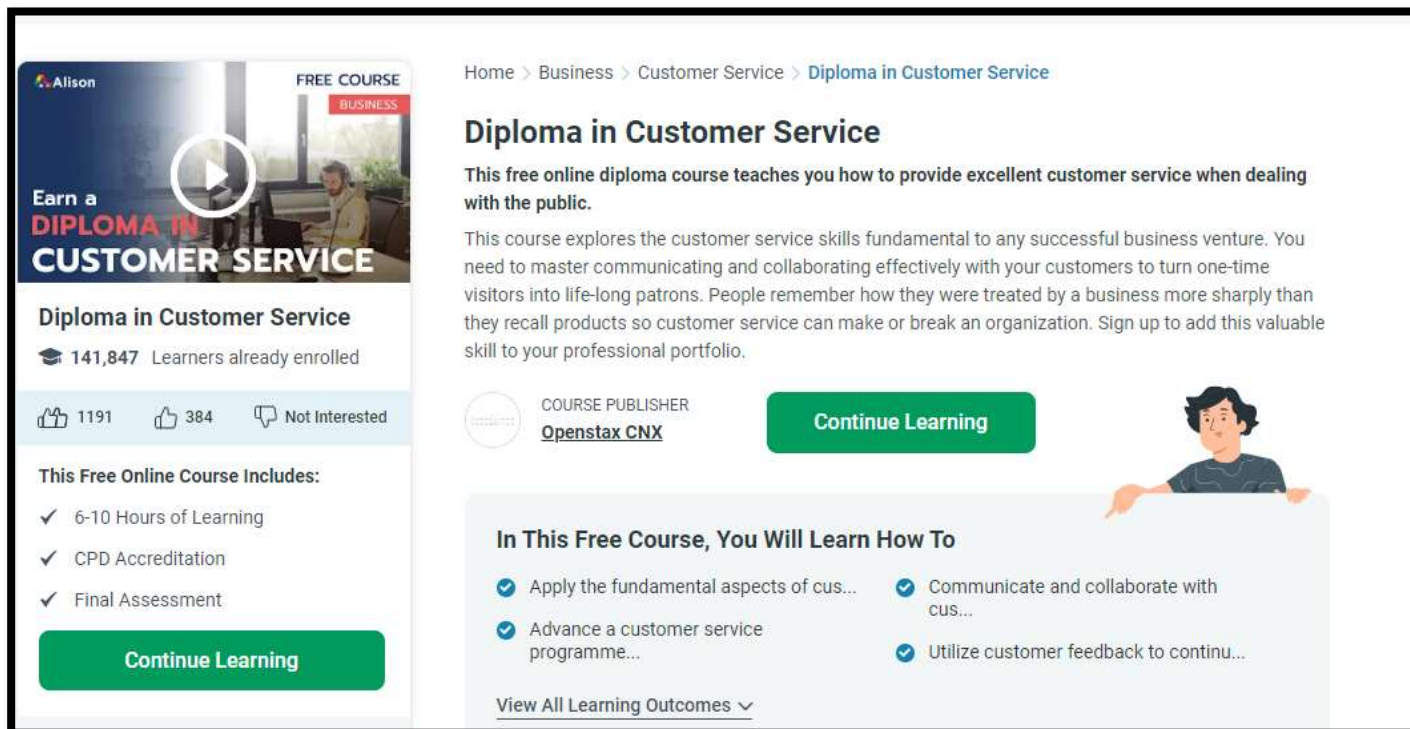
Scroll down and click on the course you want to enrol in to view its details. To do this you can click on, "**More info**". If you are ready to enrol on the course, click on "**Start Learning**".



Step 6: Enrol in the Course

On the course page, you'll find information about the course content, duration, and any prerequisites.

To enrol, click the "**Continue Learning**" button (or a similar option).



The screenshot shows the course page for 'Diploma in Customer Service' on the Alison platform. The page is titled 'Diploma in Customer Service' and is categorized under 'Business > Customer Service'. It features a video player with a play button and the text 'Earn a DIPLOMA IN CUSTOMER SERVICE'. The course is labeled as a 'FREE COURSE' and has '141,847 Learners already enrolled'. There are 1191 likes, 384 dislikes, and a 'Not Interested' button. The course includes 6-10 hours of learning, CPD accreditation, and a final assessment. The course publisher is Openstax CNX. A green 'Continue Learning' button is prominently displayed. Below the button, there is a section titled 'In This Free Course, You Will Learn How To' with three bullet points: 'Apply the fundamental aspects of cus...', 'Advance a customer service programme...', and 'Communicate and collaborate with cus...'. A fourth bullet point, 'Utilize customer feedback to continu...', is partially visible. A 'View All Learning Outcomes' link is also present.

Most of the courses on Alison are free. If the course is free, you may be enrolled immediately. If there's a fee, you'll be prompted to complete the payment process.

Step 7: Access Your Course

Once enrolled, you'll have access to the course materials and resources.

You may receive an email confirmation of your enrolment with instructions on how to get started.

Step 8: Start Learning

Begin your course by following the provided lessons, videos, quizzes, and assignments.

Track your progress through your Alison.com account dashboard.

That's it! You've successfully accessed Alison.com, found a course, and enrolled in it. Happy learning!